

7 DAYS

OF SLOVENE

WEEK 1-6

this is only
a preview!

from a foreign learner to another one

LEARN
STEP-BY-STEP
EVERY DAY
FOR A WEEK


ANNA
in Slovenia





*A big thanks to all my readers
around the globe,
for learning Slovene with me!*

*And a special thanks
to my cousin, Jeannie Banh,
for creating the illustrations for my blog!*



**“Learning Slovene
can be fun and
simple, it all
depends on your
mindset.**

**Trust in yourself
and practice as
much as you can!**”

TABLE OF CONTENTS

WEEK 1

<i>About Slovene</i>	7
1 <i>Meeting people</i>	9
2 <i>Basic numbers</i>	14
3 <i>Genders</i>	16
4 <i>Verb - to be</i>	18
5 <i>First declension</i>	20
6 <i>Present tense</i>	23
7 <i>Irregular verbs</i>	25

WEEK 2

<i>Slovene Idioms</i>	29
8 <i>Adjectives</i>	31
9 <i>Verbs - to have</i>	34
10 <i>Fourth declension</i>	37
11 <i>Preposition v & na</i>	40
12 <i>Past tense</i>	41
13 <i>Future tense</i>	44
14 <i>Irregular participles</i> ..	46

WEEK 3


<i>Made in Slovenia</i>	50
15 <i>Verb - to know</i>	53
16 <i>Second declension</i>	55
17 <i>Quantities</i>	60
18 <i>Sixth declension</i>	63
19 <i>Imperative mood</i>	66
20 <i>Fifth declension</i>	68
21 <i>Question words</i>	71

WEEK 4

<i>Slovene Folktales</i>	74
22 <i>Date & time</i>	76
23 <i>Adverbs</i>	80
24 <i>Perfect vs Imperfect</i>	83
25 <i>Third declension</i>	85
26 <i>Personal pronouns</i>	89
27 <i>Reflective verbs</i>	92
28 <i>Use of 1,2,3</i>	94

WEEK 5

Visit Slovenia	98
29 Modal verbs	101
30 Order of words	104
31 1st Feminine declension..	106
32 Verbs to nouns	109
33 Masculine exceptions	112
34 Neuter exceptions	116
35 Reported speech	120



WEEK 6

Slovene po domače	124
36 Conjunctions	127
37 Word family - verbs.....	131
38 2nd Feminine declension .	134
39 Punctuations	141
40 Homonyms - nouns.....	142
41 This & that.....	144
42 Nouns to adjectives	148



PRINTABLES

<u>Printables - how to</u>	150
• <u>Declensions</u>	151
• Personal pronouns	152
• Feminine declension...	153
• Order of words	154
• Special brackets	154



ABOUT SLOVENE

The official language of Slovenia is Slovene.

Worldwide, there is about 2.5 millions speakers, and soon you can become one too!

Slovene is categorized as a Western South Slavic language and has its own distinct characteristics.

In Slovenia, there are around 50 dialects, which are divided into seven regions.

The Slovene alphabet has three extra letters: **č**, **š**, **ž** but four letters less: q, w, x and y.

The letter **č** sounds like ch - chocolate (**čokolada**). The letter **š** sounds like sh - shawl (**šal**). And the letter **ž** is pronounced as g, like giraffe (**žirafa**).

In Slovene, every syllable is important, especially those super scary long words with many **š**, **č**.

slaščičarna
"sla-sh-chi-char-na"
(confectionery)

Slovene is a very precise and detailed language. It has **three genders**: masculine, feminine and neuter.

And **three grammatical numbers**: singular, dual and plural. This applies to nouns, verb conjugation, adjectives and so on.

Slovene has **six declensions** : nominative, genitive, dative, accusative, locative and instrumental. They are often referred by numbers, from 1 to 6.

Declensions are probably one of the most confusing concept of the language. Fortunately, you can easily get by with knowing a few basics. And more importantly, going step-by-steps.

Three genders, three grammatical numbers and six declensions. Depending on the context, one word can easily be written in

18 versions.
(three grammatical numbers,
and six declensions)

And because of genders, adjectives have even more versions.

Verb tenses in Slovene are rather simple and straight forward. There are mainly **three tenses** to learn about: Present tense, Past tense and Future tense.

There are regular and irregular verbs and some exceptions as well. Genders and grammatical numbers will also affect the conjugation.

Slovenians are very polite, there are **two kind of speech**: formal and informal.

How you address will depend on who your interlocutor is.

Kako si? Kako ste?
(How are you?)





MEETING PEOPLE

When meeting people, you need to know how to greet them properly and how to introduce yourself and start some generic conversation.

Greetings

Depending on the **time of the day**, different greetings are being used.

- In the morning, before 9am, you say **dobro jutro** (good morning).
- After 9am and during the day, you greet **živjo** or **zdravo** (informal hello). Or **dober dan** or **pozdravljeni** (formal good day).

There are different way to part ways:
adijo or **čao** (informal bye bye). Or **nasvidenje** (formal good bye)
and **se vidimo** (see you).

- In the evening, from 6pm to 9pm, you say **dober večer** (good evening).
- When it is time to go sleep, you wish **lahko noč** (good night).

Other useful greetings and wishes.

najlepša hvala - thank you very much
dobrodošli - welcome
na zdravje - cheers (drink), bless you (sneeze)
dober tek - enjoy your meal
lep dan želim - I wish you a good day
lepo se imej - have a nice day
vse najboljše (za rojstni dan) - all the best, happy birthday
čestitam - congratulations
srečno pot - safe travel
bodi bolje - get well soon
iskreno sožalje - sincere condolences

Introduce yourself

Slovene is a very polite language and it has two forms of speech: formal and informal. Introducing yourself properly is a nice way to meet new friends and a great way to start a conversation.

What is your name?

- **Kako vam je ime?** (formal)
- **Kako ti je ime?** (informal)

You can reply with

- **Jaz sem Anna** (I am Anna).
- **Ime mi je Anna** (My name is Anna).

Once your interlocutor has introduced himself/herself, it is very good to reply with **me veseli** (nice to meet you).

Where are you from?

- **Od kod ste?** (formal)
- **Od kod si?** (informal)

You can reply with

- **Jaz sem iz Kanade** (I am from Canada).
- **Prihajam iz Montreala** (I come from Montreal)

If the place ends with **-a**, it changes into **-e**.
If it doesn't end with an **-a**, then you add one.

Avstrija (Austria) becomes **iz Avstrije**.

Francija (France) becomes **iz Francije**.

Grčija (Greece) becomes **iz Grčije**.

Hrvaška (Croatia) becomes **s Hrvaške**.

Kitajska (China) becomes **s Kitajske**.

Slovenija (Slovenia) becomes **iz Slovenije**.

Benetke (Venice) becomes **iz Benetka**.

Dunaj (Vienna) becomes **z Dunaja**.

London (London) becomes **iz Londona**.

Pariz (Paris) becomes **iz Pariza**.

Rim (Rome) becomes **iz Rima**.

How old are you?

- **Koliko ste stari?** (formal)
- **Koliko si star(a)?** (informal)

You can reply with

- **Star(a) sem 30 let.** (I am 30 years old.)

In Slovene, genders matters.
If the subject is masculine, it stays as it is.
If the subject is feminine, an **-a** is added at the end.

What is your education, profession?

- **Kaj ste po poklicu?** (formal)
- **Kaj si po poklicu?** (informal)

You can reply with

- **Po poklicu sem medicinska sestra.** (My profession is a nurse.)
- **Delam kot učiteljica.** (I work as a teacher.)

Keep in mind that profession has masculine and feminine form.

direktor, direktorica - manager
farmacevt, farmacevtka - pharmacist
frizer, frizerka - hairdresser
gasilec, gasilca - firefighter
igralec, igralka - actor, actress, performer
inženir, inženirka - engineer
kuhar, kuharica - cook, chef
natakar, natakarica - waiter, waitress
novinar, novinarka - journalist
policist, policistka - policeman
poslovnež - businessman
poštar - postman
pravnik, pravnica - lawyer
prevajalec, prevajalka - translator
prodajalec, prodajalka - salesman
ravnatelj, ravnateljica - director of a school
raziskovalec, razskovalka - researcher, explorer
tajnik, tajnica - secretary
zdravnik, zdravnica - doctor

There are a lot more information that you can share about yourself.

- **Kako se pišete?** (What is your surname?)
- **Kdaj ste rojeni?** (When were you born?)
- **Kdaj imate rojstni dan?** (When do you have birthday?)
- **Kje živite/stanujete?** (Where do you live?)
- **Kje delate?** (Where do you work?)
- **Koliko časa ste bili v Sloveniji?** (How long have you been in Slovenia?)
- **Kaj delate v prostem času?** (What do you do in your free time?)
- **Katere jezike govorite?** (Which languages do you speak?)

Here is a little exercise that you can do for yourself.

Dober dan.

Jaz sem Pia. Pišem se Novak. Prihajam iz Francije. Živim v Kranju. Stara sem 43 let. Rojena sem 23 Septembra. Po poklicu sem prevajalka. Delam v pisarni. V Sloveniji, sem bila 6 let in 9 mesecev. V prostem času, rada šivanje. Govorim angleško, francosko in se učim slovensko.

Dober dan.

Jaz sem _____.

Pišem se _____.

Prihajam iz _____.

Živim v _____.

Star(a) sem _____ **let.**

Rojen(a) sem _____.

Po poklicu sem kot _____.

Delam v _____.

V Sloveniji, sem bila _____ **let/mesec.**

V prostem času, rad(a) _____.

Govorim _____.



**“On the road of
learning, don't try
to be perfect.**

**Because speaking
with mistakes is
better than not
speaking at all.**”



BASIC NUMBERS

Slovene numbers - **številke**, are very simple. Learning them will able you to express age, time, prices, amount and much more.

Counting

The most fundamental numbers that you need to remember is 1 to 10.

- **ena** - 1
- **dva** - 2
- **tri** - 3
- **štiri** - 4
- **pet** - 5
- **šest** - 6
- **sedem** - 7
- **osem** - 8
- **devet** - 9
- **deset** - 10

The numbers 11 to 19 follow a simple formula: (1 to 9) + **najst**.

- **enajst** - 11
- **dvanajst** - 12
- **trinajst** - 13
- **štirinajst** - 14
- **petnajst** - 15
- **šestnajst** - 16
- **sedemnajst** - 17
- **osemnajst** - 18
- **devetnajst** - 19
- **dvajset** - 20

The number after 20 are also very easy to remember.

- **enaindvajset** - 21 "one and twenty"
- **dvaindvajset** - 22 "two and twenty"
- **triindvajset** - 23 "three and twenty"
- **štiriindvajset** - 24 "four and twenty"
- **petindvajset** - 25 "five and twenty"



As you can see, numbers in Slovene are reversed. In English, 28 would be twenty-eight, but in Slovene, it is **osemindvajset**, which translates into "eight and twenty".



The numbers by **deset** (10) are quite straightforward.

- **trideset** - 30 "three ten"
- **štirideset** - 40 "four ten"
- **petdeset** - 50 "five ten"


The numbers by **sto** (100) are in one word while the numbers by **tisoč** (1000) are in two.

- **dvesto** - 200 "two hundred"
- **tristo** - 300 "three hundred"
- **osemsto** - 800 "eight hundred"
- **dva tisoč** - 2000 "two thousand"
- **pet tisoč** - 5000 "five thousand"
- **šest tisoč** - 6000 "six thousand"

Now the fun part is to practice combination of numbers!


- 99 is written **devetindevetset**
- 168 is written **sto osemišestdeset**
- 1978 is written **tisoč devetsto osemisedemdeset**

Here are some numbers for you to practice.



28 _____	37 _____
168 _____	234 _____
729 _____	999 _____
2021 _____	3465 _____
6580 _____	8001 _____

osemindevetset, sedemindvajset, sto osemišestdeset, dvesto
štrindvajset, sedemsto devetindvajset, devetsto devetindevetset
dva tisoč enajdvajset, tri tisoč štristo petinšestdeset, šest tisoč
petsto osemdeset, osem tisoč ena



Simple use

Numbers are used in many contexts and on a daily basis, for age, prices, amounts, time and so much more. Here are some questions that you can get familiar with.

- **Koliko ste stari? Star(a) sem trideset let.** (How old are you? I am 30 years old.)
- **Koliko je ura? Ura je tri.** (What is the time? Time is 3 o'clock.)
- **Koliko stane? Stane pet evrov.** (How much does it cost? It costs 5 euro.)
- **Koliko otrok imate? Imam dva otroka.** (How many kids do you have? I have 2 kids.)



GENDERS

Slovene has three genders - **spoli**. Knowing how to distinguish between masculine, feminine and neuter nouns is crucial for declension.

Masculine

In general, Slovene masculine - **moški** (**m**), nouns end with a consonant, but there are some exceptions as well.

Few examples of masculine nouns that end with a consonant.

- **dedek** (grandfather), **denar** (money), **maček** (cat), **pes** (dog), **računalnik** (computer), **stol** (chair), **telefon** (phone)

International nouns are also masculine, even if they don't end with a consonant. And you probably can recognize some of them.

- **avto** (car), **radio** (radio), **taksi** (taxi), **hobi** (hobby), **metro** (subway), **kanu** (canoe) **nivo** (level), **kino** (cinema), **bife** (bar), **kuli** (pen)

Some individual names that end with **-a**, **-e**, **-o** but are clearly masculine. You might even be acquainted with some of them.

- **Tone**, **Jože**, **Miha**, **Žiga**, **Marko**, **Luka**
- **oče** (father)

Feminine

Slovene feminine - **ženški** (**ž**), nouns, usually end with **-a**, but there are also some exceptions.

Few examples of feminine nouns that end with **-a**.

- **babica** (grandmother), **doma** (home), **kava** (coffee), **hiša** (house), **luna** (moon), **miza** (table), **sestra** (sister), **torbica** (purse)

Nouns that end with **-ev** or **-ost** are feminine.

- **breskev** (peach), **cerkev** (church), **lestev** (ladder), **ponev** (pan), **odločitev** (decision), **priređitev** (arrangement, event), **rešitev** (solution)
- **lastnost** (ownership), **starost** (age), **tajnost** (secret, mystery)

Some nouns that end with **-en,-em** or **-el** are feminine. Be careful not to confuse them with masculine adjectives.

- **bolezen** (disease), **ljubezen** (love), **pesem** (song), **misel** (thought), **zamisel** (idea)

And some "random" shorter nouns that are feminine.

- **klet** (cellar), **luč** (light), **moč** (strength), **noč** (night), **pot** (path), **smern** (direction), **sol** (salt), **vas** (village)

Neuter

Slovene neuter - **srednji (s)**, nouns can be recognized by endings with **-e** or **-o**, but be careful that it's not a masculine exception!

Few examples of neuter nouns that end with **-e** or **-o**.

- **drevo** (tree), **jajce** (egg), **kolo** (bike), **letalo** (airplane), **mleko** (milk), **morje** (sea), **okno** (window), **sonce** (sun), **srce** (heart)

As a good exercise to expand your vocabulary, write down 10 nouns for each gender. Here are a few examples.

- **moški** - **brat** (brother), **piškot** (cookie), **vrt** (garden)



- **ženski** - **omara** (cabinet), **teta** (aunt), **voda** (water)

- **srednji** - **maslo** (butter), **nebo** (sky), **sadje** (fruit)





VERB - TO BE

One of the most important verb to memorize in any language, is the verb to be - **biti**. It is an irregular verb and it has its own negative form.

Personal pronouns

First, let's get familiar with personal pronoun, known as **zaimek**, for the subject. Slovene has three genders, three grammatical numbers and six declensions.

Note - (E) **ednina** (singular), (D) **dvojina** (dual), (M) **množina** (plural) and (m) **moški** (masculine), (ž) **ženski** (feminine), (s) **srednji** (neuter).

When the pronoun is the subject, it is in the first declension.

Z ₁	m	ž	s
E	jaz		
	ti		
	on	ona	ono
D	midva	medve	
	vidva	vedve	
	onadva	onidve	
M	mi	me	
	vi	ve	
	oni	one	

If the one subject is masculine, then the personal pronoun used is also masculine.

- Jan in Marko becomes **onadva**.
- Marko in Anna becomes **onadva**.
- Anna in Melita becomes **onidve**.

To be or not to be

The verb **biti** (to be) is very simple. It comes in its own positive and negative form, that you will have to memorize. This is the **Present tense**.

	TO BE, TO NOT BE	BITI	NE BITI
E	<i>jaz</i>	<i>sem</i>	<i>nisem</i>
	<i>ti</i>	<i>si</i>	<i>nisi</i>
	<i>on, ona, ono</i>	<i>je</i>	<i>ni</i>
D	<i>midva, medve</i>	<i>sva</i>	<i>nisva</i>
	<i>vidva, vedve</i>	<i>sta</i>	<i>nista</i>
	<i>onadva, onidve</i>	<i>sta</i>	<i>nista</i>
M	<i>mi, me</i>	<i>smo</i>	<i>nismo</i>
	<i>vi, ve</i>	<i>ste</i>	<i>niste</i>
	<i>oni, one</i>	<i>so</i>	<i>niso</i>

The negative form is very simple, in most case, you just add **-ni** in front. The only exception is with the singular third person (**on, ona, ono**), where the negative form is **ni** and not "**ni je**".

Simple use

The verb **biti** can be used in many ways. Here are a few simple examples.

Biti + [noun]

- **Jaz sem Anna.** (I am Anna.)
- **Tina in Miha nista prijateljja.** (Tina and Miha are not friends.)

Biti + [adjective]

- **Marko je lačen.** (Marko is hungry.)
- **Otroci niso utrujeni.** (The kids are not tired.)



1st DECLENSION

The first sklon - **imenovalnik** or **nominative**, is the original form of the nouns, the one that can be found in the dictionary.

Table of endings

In Slovene, it is important to remember that everything has to coordinate: the subject, the verb, the adjective and the nouns.

The first declension is used to answer two questions.

- **Kdo** (Who), as in **kdo je?** (who is it?)
- **Kaj** (What), as in **kaj je?** (what is it?)

Note - (E) **ednina** (singular), (D) **dvojina** (dual), (M) **množina** (plural) and (m) **moški** (masculine), (ž) **ženski** (feminine), (s) **srednji** (neuter).

Here is a table of endings with the examples:

- (m) **star stol** (old chair)
- (ž) **lepa torba** (pretty bag)
- (s) **ново letalo** (new airplane), **vroče morje** (hot sea)

With the coordinating subjects and conjugations:

- (E) **To je** (this is)
- (D) **To sta** (these two are)
- (M) **To so** (these are)

1.	m star stol	ž lepa torba	s ново letalo
E To je	star _ stol _	lep <u>a</u> torb <u>a</u>	nov <u>o</u> letal <u>o</u> vroč <u>e</u> morj <u>e</u>
D To sta	star <u>a</u> stol <u>a</u>	lep <u>i</u> torb <u>i</u>	nov <u>i</u> letal <u>i</u>
M To so	star <u>i</u> stol <u>i</u>	lep <u>e</u> torb <u>e</u>	nov <u>a</u> letal <u>a</u>

Here is a simplified table of endings for the first declension.

1.	<i>m</i>	<i>ž</i>	<i>s</i>
E	-∅ -∅	-A -A	-E/O* -E/O
D	-A -A	-I -I	-I -I
M	-I -I	-E -E	-A -A

Reminder - *If the letter before is part of the famous bracket (c, č, š, ž, j) then o becomes e.

As you can see, there are some similar endings:

- marked in **blue** - the dual masculine is the same as the neuter plural.
- marked in **orange** - the plural masculine is the same as feminine and neuter dual plural.

When to use

Each Slovene declension is used under specific indicators. Here are the indicators for the first declension, marked as 1 in **purple**.

The noun is the subject.

- **Stol¹ je star.** (The chair is old.)
- **Otroci¹ niso zunaj.** (The kids are not outside.)

The noun is used with a specific phrase.

- **Všeč mi je torta¹.** (I like cake.)
- **Boli mi je trebuh¹.** (My abdomen hurts me.)
- **Zanima me risanje¹.** (Drawing interests me.)

The noun is used with a specific verb.

- **biti** (affirmative and negative) : **Jaz sem Anna¹, nisem Annie¹** (I am Anna, I am not Annie).
- **postati** (to become), **ostati** (to remain), **imenovati** (to name)

“To remember the endings, repeat them with words that you use everyday.

For me, it is *piškot*,
kava and *mleko*.”



PRESENT TENSE

There are three tenses in Slovene and the first one to learn is the Present tense - **sedanjik**. It is divided into regular and irregular verbs.

Table of endings

The Present tense of Slovene verbs is in close relationship with the endings of its infinitive form.

Here's a table of endings with examples.

- **govoriti** (to talk) - a regular verb that ends with **-ti**.
- **reči** (to say) - a regular verb that ends with **-či**.
- **jesti** (to eat) - a irregular verb that ends with **-ti** and a little twist.

These three verbs belong to three different categories of verbs, but look at their endings, marked in **red**.

	PRESENT TENSE	GOVORITI	REČI	JESTI
E	jaz	govori m	reč e m	je m
	ti	govori š	reč e š	je š
	on, ona, ono	govori _	reč e _	je _
D	midva, medve	govori va	reč e va	je va
	vidva, vedve	govori ta	reč e ta	je sta
	onadva, onidve	govori ta	reč e ta	je sta
M	mi, me	govori mo	reč e mo	je mo
	vi, ve	govori te	reč e te	je ste
	oni, one	govori jo	reč e jo	je jo /je do

The easiest way to learn the present tense is to memorize the **jaz** form and simply change the ending as follow.

- **Jaz -M**
- **Ti -Š**
- **On, Ona -Ø**
- **Midva -VA**
- **Vidva -TA**
- **Onidva -TA**
- **Mi -MO**
- **Vi -TE**
- **Oni -JO / -DO**

Pattern of verbs

Regular and irregular verbs both follow some kind of patterns. Here are three simple ones.

Govoriti (to talk) ends with **-ti**. To conjugate, you simply replace **-ti** with the corresponding ending. For example,

- **kuhati** (to cook) - **jaz kuham** (I cook)
- **naročiti** (to order) - **jaz naročim** (I order)
- **učiti se** (to learn) - **jaz se učim** (I learn)

Reči (to say) ends with **-či**. To conjugate, you change **-či** with **-če** and add the corresponding ending. For example,

- **pečti** (to bake) - **jaz pečem** (I bake)
- **teči** (to run) - **jaz tečem** (I run)
- **vleči** (to pull) - **jaz vlečem** (I pull)

Jesti (to eat) is irregular and falls into a category with three other verbs. To conjugate, all pronouns is the same, with three exceptions. **Midva**, **vidva** and **vi**, a **-s** is added before the ending. Also, these particular verbs have two possible endings with **oni**.

- **iti** (to go) - **jaz grem** (I go), **vi greste**, **oni grejo/gredo**
- **vedeti** (to know) - **jaz vem** (I know)
- **dati** (to give) - **jaz dam** (I give)

And the negative form cannot be any easier: just add **ne** in front.

- **ne govori** (I don't talk), **ne rečem** (I don't say), **ne jem** (I don't eat),



IRREGULAR VERBS

The conjugation of irregular verbs can be tricky. Also, an irregular verb in present tense is not necessarily "irregular" in past or future tense.

Verb endings

Luckily, irregular verbs can be put into groups and sub groups. Remember to always use the **jaz** form as a guide.

Verbs ending with **-ovati** or **-evati**:

Verbs that end with **-ovati**, the **-ova** always becomes **-uje**.

- **imenovati** (to name) - **jaz imenujem** (I name)
- **kupovati** (to buy) - **jaz kupujem** (I buy)
- **potrebovati** (to need) - **jaz potrebujem** (I need)
- **potovati** (to travel) - **jaz potujem** (I travel)
- **napredovati** (to advance) - **jaz napredujem** (I advance)
- **napovedovati** (to predict) - **jaz napovedujem** (I predict)
- **stanovati** (I live) - **jaz stanujem** (I live)
- **svetovati** (to advise) - **jaz svetujem** (I advise)

About 95% of verbs that end with **-evati**, the **-eva** also becomes **-uje**.

- **končevati** (to finish) - **jaz končujem** (I finish)
- **ločevati** (to separate) - **jaz ločujem** (I separate)
- **srečevati** (to meet) - **jaz srečujem** (I meet)
- **vključevati** (to include) - **jaz vključujem** (I include)

For remaining 5%, the **-eva** remains the same.

- **domnevati** (to suppose) - **jaz domnevam** (I suppose)
- **preštevati** (to count) - **jaz preštevam** (I count)
- **odštevati** (to deduct) - **jaz odštevam** (I deduct)

Verbs ending with **-či**:

Most verbs that end with **-či**, the **-či** becomes **-če**.

- **obleči** se (to get dressed) - **jaz oblečem** (I get dressed)
- **opeči** (to burn) - **jaz opečem** (I burn)
- **tolči** (to beat) - **jaz tolčem** (I beat)

Some verbs that end with **-či**, the **-či** becomes **-že** (or with a twist*).

- **doseči** (to reach) - **jaz dosežem** (I reach)
- **leči** (to lay down) - **jaz ležem** (I lay down)
- **preseči** (to exceed) - **jaz presežem** (I exceed)
- **vreči** (to throw) - **jaz vržem** (I throw)*
- **zaseči** (to confiscate) - **jaz zasežem** (I confiscate)

Verbs ending with **-sati**:


Some verbs that end with **-sati**, the **-sa** becomes **-še**.

- **pisati** (to write) - **jaz pišem** (I write)
- **plesati** (to dance) - **jaz plešem** (I dance)
- **risati** (to draw) - **jaz rišem** (I draw)


Irregular verbs have many more groups and sub-groups, but it might get confusing. Here are some examples of irregular verbs that are used everyday.

- **brati** (to read) - **jaz berem** (I read)
- **hoteti** (to want) - **jaz hočem** (I want)
- **imeti** (to have) - **jaz imam** (I have)
- **iskati** (to look for) - **jaz iščem** (I look for)
- **klicati** (to call) - **jaz kličem** (I call)
- **metati** (to throw) - **jaz mečem** (I throw)
- **moči** (to be able to) - **jaz morem** (I am able to)
- **najti** (to find) - **jaz najdem** (I find)
- **pasti** (to fall) - **jaz padem** (I fall)
- **piti** (to drink) - **jaz pijem** (I drink)
- **spati** (to sleep) - **jaz spim** (I sleep)
- **videti** (to see) - **jaz vidim** (I see)
- **želeti** (to wish) - **jaz želim** (I wish)
- **živeti** (to live) - **jaz živim** (I live)

As an exercises for regular and irregular verbs, complete the following conjugation table.

	biti (to be)	brati (to read)	hoteti (to want)	iti (to go)
Jaz	-----	-----	-----	-----
Ti	-----	-----	-----	-----
On	-----	-----	-----	-----
Midva	-----	-----	-----	-----
Vidva	-----	-----	-----	-----
Onidva	-----	-----	-----	-----
Mi	-----	-----	-----	-----
Vi	-----	-----	-----	-----
Oni	-----	-----	-----	-----

	kuhati (to cook)	peći (to bake)	pisati (to write)	potrebovati (to need)
Jaz	-----	-----	-----	-----
Ti	-----	-----	-----	-----
On	-----	-----	-----	-----
Midva	-----	-----	-----	-----
Vidva	-----	-----	-----	-----
Onidva	-----	-----	-----	-----
Mi	-----	-----	-----	-----
Vi	-----	-----	-----	-----
Oni	-----	-----	-----	-----

	učiti se (to learn)	vreći (to throw)	želeti (to wish)	živeti (to live) 
Jaz	-----	-----	-----	-----
Ti	-----	-----	-----	-----
On	-----	-----	-----	-----
Midva	-----	-----	-----	-----
Vidva	-----	-----	-----	-----
Onidva	-----	-----	-----	-----
Mi	-----	-----	-----	-----
Vi	-----	-----	-----	-----
Oni	-----	-----	-----	-----



**“As I like to repeat
to myself:**

Vaja dela mojstra.

**Practice makes
perfect, so don't be
afraid to do it!**

”

*As you might have already notice,
I like to be organized, especially
when learning Slovene.*

*That's why I like to make and
create personal learning charts
for a quick reference and
reminder.*

I highly recommend to build your
own learning charts and adapt
them to your needs!

*Here I will be
sharing some that
I use frequently and
like to keep nearby.*

Free to print and share,
for personal use only.

Mentioning my blog will also
be greatly appreciated!



Declensions

	Indication	Verb	Preposition		<i>m</i>	ž	s
1	- subject	<i>biti (+/-), postati, ostati, imenivati (se)</i>	/	E	-Ø -Ø	-A -A	-O* -E/O
				D	-A -A	-I -I	-I -I
				M	-I -I	-E -E	-A -A
2	- negation - noun + noun - quantities, 5+	<i>veseliti se, dotakniti se, spomniti se, udeležiti se, najesti se, napiti se, bati se, veseliti se</i>	<i>iz (s/z), brez, od-do, blizu, zraven, poleg, mimo, preko, okrog, okoli, izmed, sredi, zaradi, izven, izza</i>	E	-EGA -A	-E -E	-EGA -A
				D	-IH -OV*	-IH -Ø	-IH -Ø
				M			
3	- indirect object	<i>pridružiti se, telefonirati, opravičiti se, odpovedati, pomagati, objubiti, čuditi se, zaupati, smejati se</i>	<i>k/h, proti, kljub</i>	E	-EMU -U	-I -I	-EMU -U
				D	-IMA -OMA*	-IMA -AMA	-IMA -OMA*
				M	-IM -OM*	-IM -AM	-IM -OM*
4	- direct object	/	<i>v/na, za, skozi, čez, po, pred, pod, za, nad, med</i>	E	-Ø -Ø -EGA -A	-O -O	-O* -E/O
				D	-A -A	-I -I	-I -I
				M	-E -E	-E -E	-A -A
5	/	/	<i>v/na, pri, po, ob, o</i>	E	-EMU -U	-I -I	-EMU -U
				D	-IH -IH	-IH -AH	-IH -IH
				M			
6	/	/	<i>s/z, pred, pod, za, nad, med</i>	E	-IM -OM*	-O -O	-IM -OM*
				D	-IMA -OMA*	-IMA -AMA	-IMA -OMA*
				M	-IMI -I	-IMI -AMI	-IMI -I

Reminder - *If the letter before is part of the famous bracket (c, č, š, ž, j) then *o* becomes *e*.

1. *kdo*, *kaj* 2. *koga*, *česa*, *od kod*, *koliko* 3. *komu*, *čemu* 4. *koga*, *kaj*, *kam* 5. *o kom*, *o čem*, *o kje* 6. *s kom*, *s čim*



THANKS

for your support

annainslovenia.wordpress.com

Anna 

Learning is a continuous process.
See you soon!

Subscribe • Like • Follow



Facebook • YouTube • Ko-fi